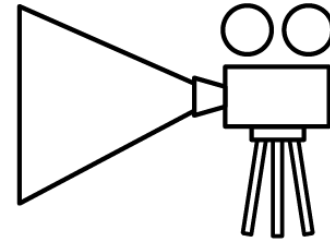
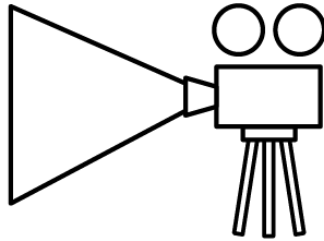
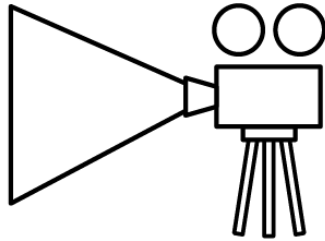



Read and Do

Name: _____

Read each sentence. Do what each sentence says.



1. Draw a brown X over the first movie.



2. Color the last movie orange.



3. Draw a purple triangle around the second soldier.



4. Draw a red oval around the first soldier.



5. Color the second movie yellow.




6. Draw a blue rectangle around the third soldier.

Practice drawing here.

Look, Read and Think

Name: _____

Place an "X" in the box next to the sentence that describes the picture.

☐


The soldier holds a flag.

☐

The soldier stands behind a wall.

☐

The soldier stands in front of a wall.

☐


The soldier stands in front of a wall.

☐

The soldier holds a flag.

☐

The soldier stands behind a wall.

☐

The soldier stands behind a wall.

☐

The soldier stands in front of a wall.

☐

The soldier holds a flag.